

1MHz Repetition Rate NanoSpeed Switch Driver

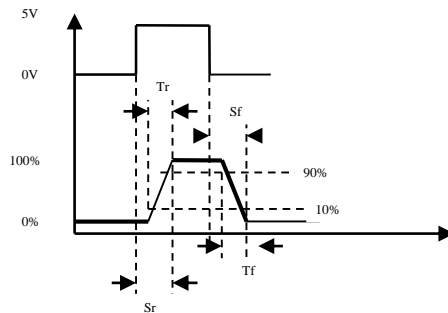
(Protected by U.S. patent 7,403,677B1 and pending patents)

Product Description

This high repeat rate of driver is designed for driving the Nano-speed Premium (NP) series of fast switches, achieving the high repeat rate up to 1MHz. The push-pull output design ensures fast switching time for both rising and falling edges, and it is especially suitable for driving capacitive switch loads.

Features

- High speed
- High repetition
- High output voltage
- Wide input voltage range
- TTL/CMOS control
- Push-Pull output design
- Low power consumption
- Compact and low cost



Performance Specifications

Specs	Min	Typical	Max	Unit
Rise Time (Tr) ^[1]		85	100	ns
Fall Time (Tf) ^[2]		85	100	ns
Switch Speed (Rise) (Sr) ^[3]		315	350	ns
Switch Speed (Fall) (Sf) ^[4]		315	350	ns
Repetition Rate	DC		1.0 ^[5]	MHz
Pulse Width	0.45			us
Control Input (TTL pulse)	0		5	V
Power Consumption			12	W
Power Current	0.08		1.0	A
Power Supply		12		V
Operating Temperature	-5		70	°C
Storage Temperature	-40		80	°C
Electrical Connector	SMA			
Board Size	3(L)x2.5(W)x1.5(H)			Inch

Note:

[1]: Optic Intensity Change from 10% to 90% intuitis;

[2]: Optic Intensity Change from 90% to 10% intuitis;

[3]: Switch Speed (Rise): Duration from begin of electronic signal to end of optic intensity change;

[4]: Switch Speed (Fall): Duration from begin of electronic signal to end of optic intensity change.

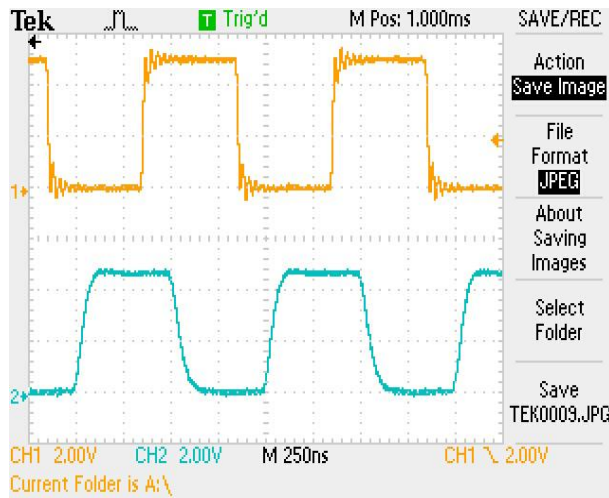
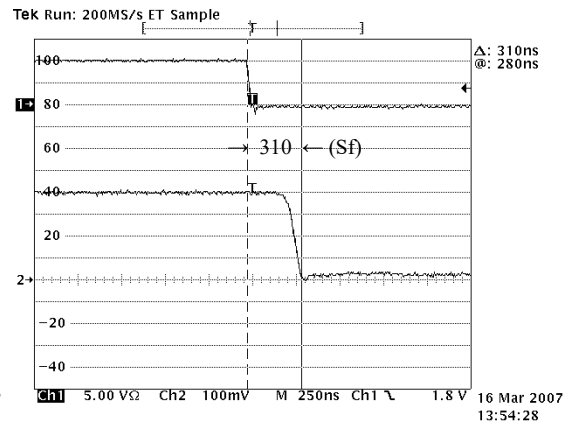
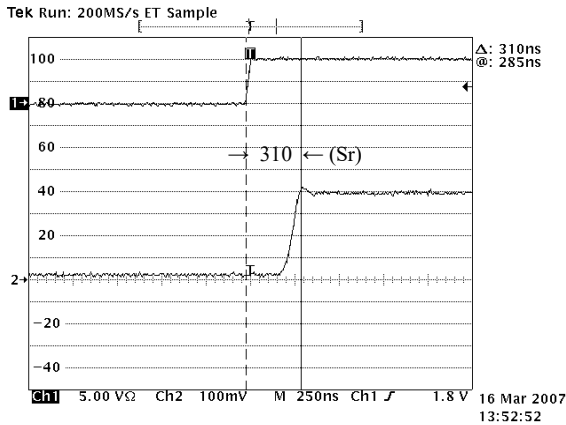
[5]: Only for Nano-speed premium type of switches

Applications

- Optical Switch
- EO device driver

1MHz Repetition Rate NanoSpeed Switch Driver

Response Measurement (Typ)



Ordering Information

SWDR-	1	<input type="checkbox"/>	2	H	1	<input type="checkbox"/>	1	<input type="checkbox"/>
	Switch Type	Function	Latching or not	Repeat rate [1]	Footprint	# of Switch	Control Mode	DC supply
	NS Switch =1	1x1, 1x2, 2x1, 2x2 switches = 1a 1x4, 4x1 switches = 4a Special=00	Non-latching =2	1MHz = H	Standard = 1 Special = 0	1 switch=1 2 switches=2 3 switches=3 N switches=N Special=0	TTL=1 USB =2 RS232 =3 TTL & USB = 4 RS232 & USB = 5 Special=0	12VDC =1 5VDC[2] =2 Special =0

[1]: The repeat rate is defined for TTL control interface only.
 [2]: 5V DC supply may not be available for certain switch. Please have a consultant with sale's manager.